

Brainerd Public Utilities

Business & Repair Office
7:00 am—3:30 pm

Business Number ▼
829-8726

Repair Number ▼
829-2193

April 2021 Vol 33 No 4:12

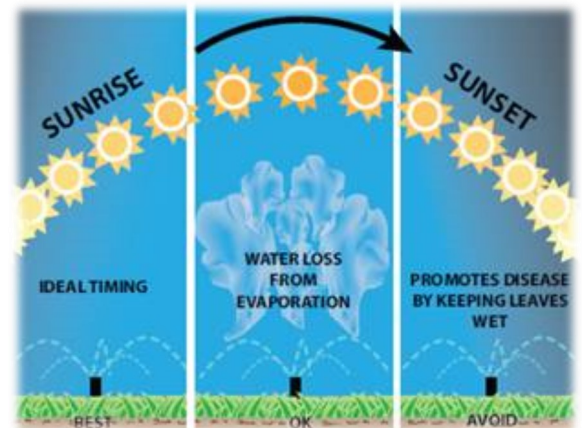
Electricity—Water—Wastewater—Hydro—Electricity—Water—Wastewater—Hydro—Electricity—Water—Wastewater—Hydro—Electricity—Water—

SUMMER SPRINKLING CREDIT

Summer is coming and for all our residential customers who like to keep their lawns lush and green, and their gardens plentiful, BPU summer sprinkling rates will soon be in effect.

The sprinkling rate will begin after your meters have been read in May. This credit is applied to your sewer charges (waste treatment and waste collection) on the bills you receive in June, July, August, & September.

For the above months, your sewer charges will be billed on the monthly average water consumption of your bill from November, December & January.



MOVING

If you are moving, please notify our office at 825-3200 at least a day in advance to have your meters read for your final bill. Please have your forwarding address ready to give to us. Also, if you are selling your property, we need the new owner's name when you call in to be able to final your account.

BPU requires an application for service to be filled out if you are beginning service with us or transferring service in our service area. The application is on our website at www.bpu.org. We can also mail the application to you. We will not read the meters until we have received the com-



DROP BOXES



Brainerd Public Utilities has four payment drop boxes for your convenience.

These payments are picked up daily at 7:00 a.m. Monday through Friday.

There is no need to place a stamp on your payment when placed in these drop boxes.

The drop boxes are located at:

- 8027 Highland Scenic Road (Our Business Office).
- The Corner of 7th & Laurel Street.
- Senior Citizen Center at 803 Kingwood Street.
- East Brainerd Mall in front of the Dollar Tree.



#IAMAWARRIOR

LEAKS, HOLES IN PLUMBING AND DRIPS

Check your faucets at home -- do any of them drip? Well, maybe it's just a small drip -- how much water can a little drip waste?

True, a single drip won't waste much water. But think about each faucet in your home dripping a little bit all day long.





The drips add up in wasted water and added costs. Check out the chart and see how many gallons are lost by just a drip. Also look around your house for holes in your plumbing lines, outdoor faucets, hoses, and valves.








Four Tips to Help Conserve Water Indoors

- Turn off faucet while brushing teeth.
- Take shorter showers.
- Fix leaks in faucets, showerheads and toilets.
- Only wash full loads.

Hole in plumbing

			
1/4" hole	3/16" hole	1/8" hole	1/16" hole
393,833 gallons	222,000 gallons	132,000 gallons	24,833 gallons

Dripping Faucet

				
30 drops / minute	60 drops / minute	120 drops / minute	.5" drip	1.5" drip
54 gallons	113 gallons	237 gallons	1014 gallons	2202 gallons

*Over a one month period at 60psi

NIP That SHOWER DRIP
A showerhead leaking 10 drips per minute wastes enough water in a year to run the dishwasher 60 times.

If you have a heavy leak in your toilet, it's easy to diagnose—the faint sound of the toilet tank constantly replenishing is a dead give away. What about a slow leak? Diagnose it with food coloring.

1. Carefully remove the tank lid and lay it flat on the floor to prevent it from falling or breaking.
2. Check the water level in the tank.
3. Add food coloring (or dye tablet available at BPU) to the toilet tank.
4. If the color begins to appear in the bowl within 30 minutes, you have a leak that should be repaired immediately.



Water is life, and clean water means health. Audrey Hepburn

