

Watts News

OFFICIAL NEWSLETTER OF BRAINERD PUBLIC UTILITIES, PO BOX 373, BRAINERD, MN 56401

Volume 18, No. 10

October, 2005

NEW POLICY: METERING OF MULTI-UNIT DWELLINGS FOR RENTAL PROPERTIES


Electric service in a single-metered multi-unit residential building, as defined pursuant to MN Statute 504B.215, will be billed to the landlord/building owner. (MN Statute 504B.215 Subd. 2 requires the landlord of a single-metered residential building be responsible for paying the utility bill, and shall be the customer on record contracting with the utility, and requires the landlord to advise the utility of the existence of a single-metered residential building). A single metered residential building includes the following situations: "shared meter" in which a utility meter measures service provided to a tenant's dwelling and also measures such service to areas outside that dwelling or "mixed wiring" in which electric outlets, fixtures or devices outside the individual unit are included on another unit's individual meter; or "mixed plumbing" when related to electric utility service such as when an electric water heater serves more than one individual unit.

If Brainerd Public Utilities (BPU) discovers a single-metered residential or commercial building with shared metering, mixed metering, or mixed plumbing in which individual metered service has been established and is being billed to the tenant, BPU will immediately establish an account in the landlord/owner's name and they will be responsible for the usage of all meters involved.

In order to re-establish individual metered service for the individual tenant unit(s), the landlord/building owner will be required to provide certification of a licensed electrician that all instances of mixed wiring, shared metering and/or mixed plumbing have been eliminated. The property will also have to be inspected by BPU personnel before the account will be put in a tenant's name.

NOTICE OF TAX EXEMPTIONS FOR ELECTRIC HEAT

If your home's primary source of heat is electricity, please contact our business office at 829-8726. We will need to confirm that you are not being charged sales tax on this portion of your utility bill during the months of November through April.



Watt's Weather

Total Precipitation

September 2005	4.16"
September 2004	6.07"

Average Temperatures


September 2005	Hi 73	Lo 49
September 2004	Hi 74	Lo 51



SALVATION ARMY HEATSHARE PROGRAM

Your November billing will include a brochure for contributing to your local Salvation Army HeatShare Program. Help us make HeatShare a continued success. Through donations provided by our customers, HeatShare is a last resort for many who have no other resources available to see them through our long winter by providing funds for heating bills and heating related repairs.

Your donation, no matter how small, will help us make this another successful year for HeatShare.



SCHOOL BUS SAFETY

For more than 22 million students in the US, the school day begins and ends with a trip on a school bus.

Unfortunately, each year thousands of youngsters are injured and several are killed in school bus incidents.

Following these basic rules can keep our children safe:

- Slow down at school zones
- Stop for flashing red lights on school buses
- Obey crossing guard instructions
- Be especially careful while driving in residential neighborhoods
- A complete stop is required, at least 20 feet from either direction, when a school bus has the stop signal arm extended and flashing red lights are displayed.

It is also important to remind children about safety on the street and on the school bus. Elementary school children in particular are at high risk of being hit by a car when crossing the street because:

- They cannot judge the speed or distance of moving vehicles
- They are easily distracted and can focus only on one thing at a time
- Cannot determine the direction of sounds
- Have a visual field that is one-third narrower than an adult's
- Do not understand how much time and distance is necessary for a vehicle to stop

LET'S KEEP OUR KIDS SAFE

WINTER IS JUST AROUND THE CORNER! IF YOU CAN'T GET TO YOUR METER, NEITHER CAN WE.


For accurate billing, it is important that the meter reader has access to your meters. With the snow falling, we would like to take this opportunity to remind you that if you have an outside meter, please clear a path to it so our meter readers can reach it safely.

Please contact our billing department at 825-3222 to inform them of any of the following changes:

- A change in access doors
- A change in keyed locks
- A new or additional dog
- Any other structural changes affecting meter accessibility

KEEPING YOUR HOME SAFE AND WARM

With its cold and often stormy weather, winter presents many safety challenges both indoors and out. Being prepared and following simple tips can help you stay safe and warm this season.



In your home:

- Install a smoke alarm near bedrooms and on each floor of your home. Test monthly. If it has a 9-volt battery, change the battery once a year.
- Make sure heating equipment is installed properly. Have a trained specialist inspect and tune up your heating system each year.

During a winter storm:

- Keep on hand extra blankets, flashlight with extra batteries, matches, a first aid kit, manual can opener, snow shovel and rock salt and special needs items (e.g., diapers etc).
- Dress in several layers to maintain body heat. Covering up with blankets can also conserve heat.

Driving safely in winter weather:

- Before winter arrives, have your car tuned up, check the level of antifreeze, make sure the battery is good, and check your tire tread or put on snow tires.
- Keep emergency gear in your car for everyday trips: Cell phone, flashlight, jumper cables, sand or kitty litter (for traction), ice scraper, snow brush and small shovel, blankets, and warning devices (e.g., flares, reflectors).

NOTICE: All electrical work performed in the City of Brainerd requires a "Request for Electrical Inspection" form to be completed, filed, and work inspected by our inspector. If you need the form or have any questions, please contact Brainerd Public Utilities at 825-3210 or 829-2193.



BEFORE DIGGING, call Gopher State One Call at 1-800-252-1166 for water and electric locations. All requests for locations must be made by calling the above toll free number at least 48 hours before digging begins.

Business Office Hours 7:00 - 3:30, 829-8726
Repair/Service Operations Office Hours 7:00 - 3:30, 829-2193
Emergency 24 hour service 365 days a year, 829-2193
EMAIL@BPU.OG OR WWW.BPU.ORG